

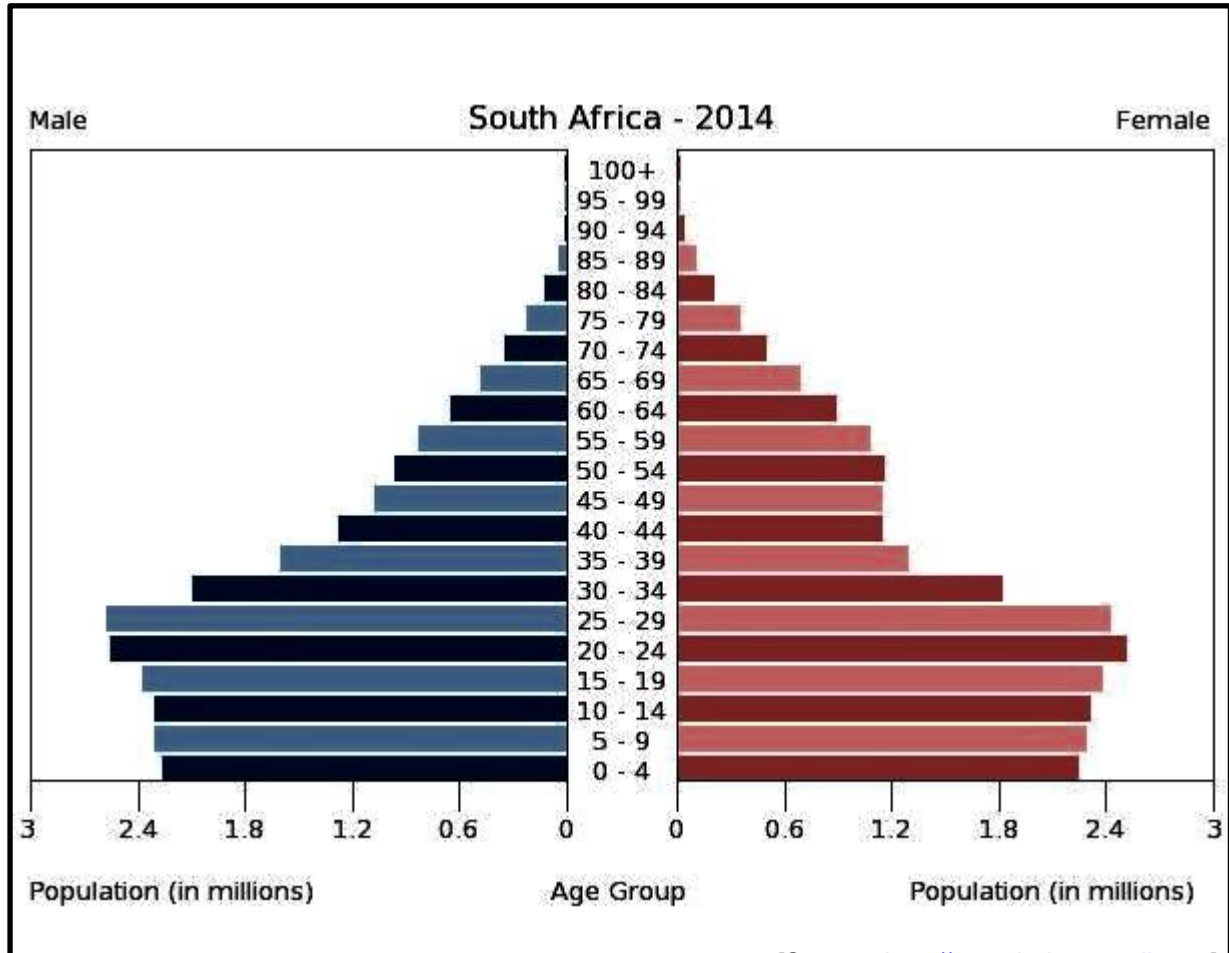
INSTRUCTIONS

1. This assignment consists of **THREE ACTIVITIES**.
2. Complete **ALL** the **ACTIVITIES**.
3. Adhere to the numbering used in this worksheet.
4. Learners should work on this worksheet individually.
5. Facilitators/ Educators are encouraged to find extra information and make resources available for learners to do this worksheet.



Activity 1: Population pyramid for South Africa 2014

Study the diagram below and answer the questions that follow.



[Source: <http://www.indexmundi.com/>]

1.1 Determine the number of males and females in the age group 40 to 44 years.

(2)

1.2 The 2014 population pyramid shows a decline in the number of births. Give THREE possible reasons for this decline

(6)

1.3 State the TWO age groups that contain the greatest number of people.

(2)

1.4 Identify ONE trend you observed from studying the population.

(2)

1.5 Explain ONE **positive** and ONE **negative** consequence of the age group that contains the greatest number of people on the economy of South Africa.

(a) Positive.

(b) Negative.

(2)

(2)


Total Marks for Activity 1

[16]



ACTIVITY 2: THE NATIONAL FLAG MUST AT ALL TIMES BE TREATED WITH DIGNITY AND RESPECT.

Study the image below and answer the questions that follow.



2.1 Identify FOUR different places where the South African flag is flown.

(4)

2.2 What does the “V shape” in the national flag mean?

(2)



2.3 Who produced the final design of the national flag?

(1)

2.4 When was this flag first used?

(1)

2.5 Give the meaning of the following colours of the South African flag:

(a) Blue

(2)

(b) Black

(2)

(c) White

(2)

(d) Green

(2)

(e) Yellow


(2)

Total Marks for Activity 2



ACTIVITY 3: SOCIAL AND ENVIRONMENTAL CONFLICTS IN SOUTH AFRICA

Study the cartoon below and answer the questions that follow.



3.1 Match each picture clip from A to D with the most appropriate cause of conflict. Use the words in the table below.

Causes of conflict	
Limited resources, Power, Inequality, The past (history), Xenophobia,	
Differing points of view, Discrimination	

Picture A _____

Picture B _____



Picture C _____

Picture D _____

(4)

3.2 Briefly explain the meaning of the social issues listed below and give ONE example of each.

Racism

(4)

Xenophobia

(4)

3.3 Suggest TWO possible solutions the government may introduce to deal with the issues of racism and xenophobia.

(4)

Total Marks for Activity 3

[16]

TOTAL FOR TASK 4

[50]



Total for Task 4: 50 Marks

Task	Activity	Maximum Mark	Learner's Mark	Moderated Mark
Task 4	Activity 1	16		
	Activity 2	18		
	Activity 3	16		
	Total: Task 2	50		

